

Путеводитель по оформлению заявления на регистрацию товарного знака в США (для юридических лиц)

ВАЖНАЯ ИНФОРМАЦИЯ

Начиная с 3 августа 2019 года, иностранные граждане и юридические лица, подающие заявление на регистрацию товарных знаков и не имеющие постоянной регистрации на территории США, стороны в спорах, рассматриваемых Комитетом по рассмотрению споров и апелляций по товарным знакам (Trademark Trial and Appeal Board), а также граждане Канады, подающие заявление на регистрацию товарного знака, должны иметь представителя для обращения в Ведомство по патентам и товарным знакам США (USPTO) в лице адвоката, имеющего лицензию на осуществление юридической практики на территории США.

Если вы являетесь иностранным заявителем, которому необходим юрист, имеющий лицензию на осуществление юридической практики на территории США, вы можете обратиться за помощью к нам, направив письмо на почту evgeny.krasnov@buzko.legal.

В случае если иное не указано в заявлении, ВСЯ ИНФОРМАЦИЯ, ВНЕСЕННАЯ ВАМИ В ЗАЯВЛЕНИЕ, БУДЕТ ОПУБЛИКОВАНА В ОТКРЫТОМ ДОСТУПЕ после того, как вы подадите заявление.

ОБЩАЯ ИНФОРМАЦИЯ

Настоящий Путеводитель предусмотрен для использования заявителями-юридическими лицами (не применим для физических лиц) и содержит в себе описание процесса заполнения и подачи заявления на регистрацию товарного знака в USPTO. Путеводитель описывает подачу заявления на наиболее распространенные типы товарных знаков, к которым относятся:

- словесные товарные знаки (т.е. знаки, состоящие из букв и символов, без использования каких-либо графических элементов и стилей)
- товарные знаки, которые уже имеют коммерческое использование (т.е. товары и услуги, для которых будет использоваться товарный знак, уже предоставляются потребителям на территории США), либо в отношении которых есть намерение на коммерческое использование в будущем.

Если ваш товарный знак не подпадает под эти критерии, вам не следует использовать данный Путеводитель.

Путеводитель содержит руководство по подаче заявления при помощи электронной системы TEAS Standard, которая (a) позволяет вам вводить товары и услуги в виде свободного текста, а не в виде предустановленных фраз; и (b) не требует, чтобы вы заранее знали, к каким классам относятся ваши товары и услуги. Регистрационный сбор составляет \$275 за один класс. Оплата принимается всеми основными кредитными картами. Если USPTO выявит, что ваше заявление охватывает более одного класса, вам будет предложено оплатить регистрационный взнос за каждый дополнительный класс, чтобы продолжить рассмотрение вашего заявления.

В Путеводителе используются гиперссылки для выбора ответов на вопросы, а также интерактивные кнопки «Вперед» и «Назад» внизу страницы для упрощенной навигации по материалу.

[Назад](#)

[Вперед](#)

ИНСТРУКЦИИ - ОБРАЗЦЫ

Для того чтобы подать заявление на регистрацию используемого товарного знака, вам необходимо доказать, что в настоящий момент вы уже используете товарный знак для продажи товаров и услуг. Для этого вам необходимо приложить к заявлению доказательства коммерческого использования товарного знака (т.н. «образец»). Для образца есть много требований, но в основном он должен показать, как именно вы используете товарный знак для предоставления потребителям ваших товаров и услуг.

Одним из наиболее используемых видов образцов является скриншот в формате .pdf или .jpeg, на котором изображен сайт, через который можно приобрести товары или услуги. Имейте в виду, что такой скриншот должен содержать указание на возможность приобрести товар: например, кнопки «Добавить в корзину» или «Купить сейчас».

Если вы используете товарный знак для товаров, в качестве образца могут также выступать:

- изображение товара, на который нанесен товарный знак;
- бирка, содержащая товарный знак;
- товар с ярлыком, на который нанесен товарный знак;
- упаковка товара, содержащая товарный знак.

Если вы используете свой знак для услуг, ваш образец может быть изображением маркетинговых материалов, которые содержат знак и ссылаются на связанные услуги. Для более подробного описания требований к образцам смотрите сайт USPTO: <https://www.uspto.gov/trademark/laws-regulations/specimen-refusal-and-how-overcome-refusal>.

ИНСТРУКЦИИ - ЗАЯВЛЕНИЕ НА ИСПОЛЬЗОВАНИЕ ТОВАРНОГО ЗНАКА В БУДУЩЕМ

Если вы оформляете заявление на товарный знак, который коммерчески не используется в данный момент на территории США, но планируется использовать в будущем, вам не нужно предоставлять образец в момент подачи заявления. Тем не менее, если ваше заявление будет одобрено, USPTO потребует предоставить образец (т.н. «Заявление об использовании») либо предложит заполнить заявление на продление срока предоставления образца на 6 месяцев. USPTO также взимает дополнительную оплату как за заявление об использовании (\$100 за класс), так и за заявление на продление срока (\$125 за класс). Настоящий Путеводитель не содержит указаний по заполнению заявлений об использовании и заявлений о продлении срока предоставления образца.

ЮРИДИЧЕСКАЯ ИНФОРМАЦИЯ

Настоящий Путеводитель подготовлен исключительно в качестве общего руководства и не является юридической консультацией.

Путеводитель не является исчерпывающим и не освещает все возможные способы оформления заявления на регистрацию товарного знака в США. Мы не предоставляем никаких гарантий того, что ваше использование настоящего Путеводителя обеспечит регистрацию вашего товарного знака.

Информация, указанная в полях ввода данных на скриншотах, используемых в Путеводителе, предоставляется исключительно в целях иллюстрации и не является единственно верной.

Путеводитель применим исключительно к версии 7.1 электронной системы TEAS Standard и не предназначен для любых обновленных версий указанной системы подачи заявлений.

Для индивидуальной помощи вам следует обратиться к юристу, имеющему право на юридическую практику в США.

Содержание Путеводителя является охраняемым объектом авторского права Buzko Krasnov. Любые действия, в том числе перепечатка, рассылка, копирование, переработка и иная передача, допускаются только при получении предварительного согласия Buzko Krasnov.

Перейдите на сайт
<https://www.uspto.gov/trademarks-application-process/filing-online/initial-application-forms>.

Нажмите здесь.

uspto UNITED STATES PATENT AND TRADEMARK OFFICE

About Us | Jobs | Contact Us | MyUSPTO

Search uspto.gov

Patents Trademarks IP Policy Learning and Resources Find It Fast

Home > Trademarks: Application process > Filing online > Trademark initial application form

Print

Trademark initial application form

In the Trademark Electronic Application System (TEAS), we have one initial application form with two filing options: TEAS Plus and TEAS Standard.

- The **TEAS Plus** filing option has more requirements up-front when you submit your initial application. As a result, you pay a lower fee of \$225 per class of goods/services.
- The **TEAS Standard** filing option has fewer requirements up-front. However, you must eventually meet all the application requirements and pay a higher fee of \$275 per class of goods/services.

Ready to apply?

Start your application in TEAS

If you aren't already signed into MyUSPTO using your USPTO.gov account, you'll be prompted to log in with two-step authentication. [Review the Log in to TEAS and TEASi](#) page for more information.

Main menu

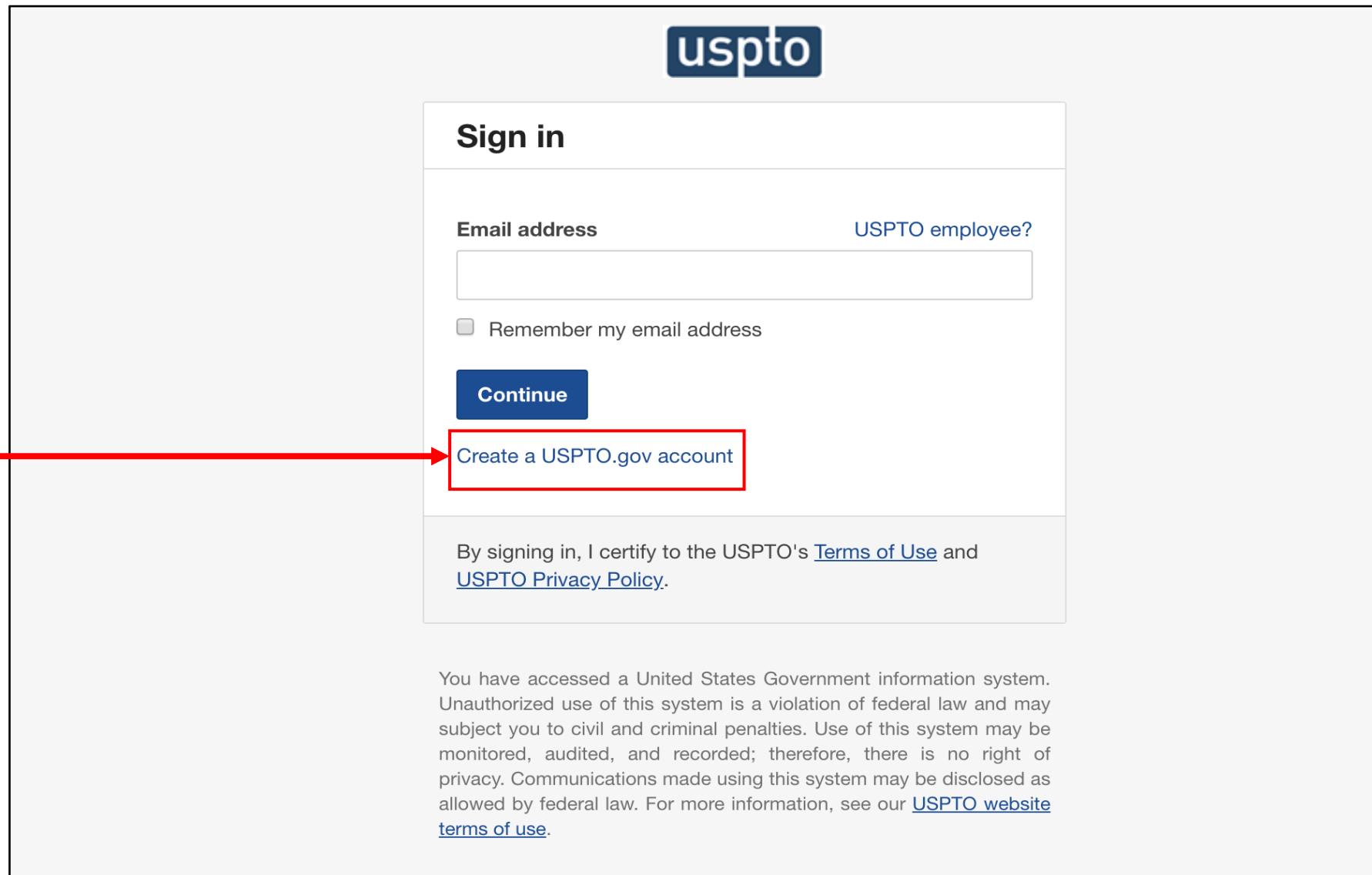
- Patents
- Trademarks
- IP Policy
- Learning and Resources
- About Us
- Jobs
- Contact Us
- MyUSPTO

[Назад](#)

[Вперед](#)

Вам будет предложено ввести логин и пароль от вашей учетной записи USPTO.

Нажмите здесь, чтобы создать аккаунт.




The image shows the USPTO sign-in page. At the top center is the 'uspto' logo. Below it is a 'Sign in' section. Inside this section, there is a label 'Email address' and a link 'USPTO employee?' to the right. Below these is an empty text input field. Under the input field is a checkbox labeled 'Remember my email address'. Below the checkbox is a blue 'Continue' button. Below the button is a link 'Create a USPTO.gov account' which is highlighted with a red rectangular box. A red arrow points from the yellow box on the left to this link. At the bottom of the sign-in section, there is a paragraph: 'By signing in, I certify to the USPTO's [Terms of Use](#) and [USPTO Privacy Policy](#).' Below this is a larger paragraph: 'You have accessed a United States Government information system. Unauthorized use of this system is a violation of federal law and may subject you to civil and criminal penalties. Use of this system may be monitored, audited, and recorded; therefore, there is no right of privacy. Communications made using this system may be disclosed as allowed by federal law. For more information, see our [USPTO website terms of use](#).'

[Назад](#)

[Вперед](#)

uspto

Patents ▾ Trademarks ▾ Fees and payment ▾ Help ▾ MyUSPTO Sign in

Account 

What's new MyUSPTO help ▾

Create a USPTO.gov account

Already have your USPTO.gov account? [Sign in](#)

* indicates required

Email address *

Title

Select ▾

First name *


Middle name

Last name *

Suffix

reCaptcha verification *

☐ I'm not a robot


reCAPTCHA
[Privacy](#) - [Terms](#)

☐ I understand and agree with USPTO's [Terms of Use](#) and [Privacy Policy](#)

Next

Заполните все
необходимые поля.

Нажмите "Next".

[Назад](#)


[Вперед](#)

Проверьте вашу электронную почту и следуйте полученной инструкции по активации вашего аккаунта.

uspto

Patents ▾Trademarks ▾Fees and payment ▾Help ▾MyL

Account

What's newM

Check your email

An email was sent to you at info@redinc.com. Follow the instructions to activate your account.

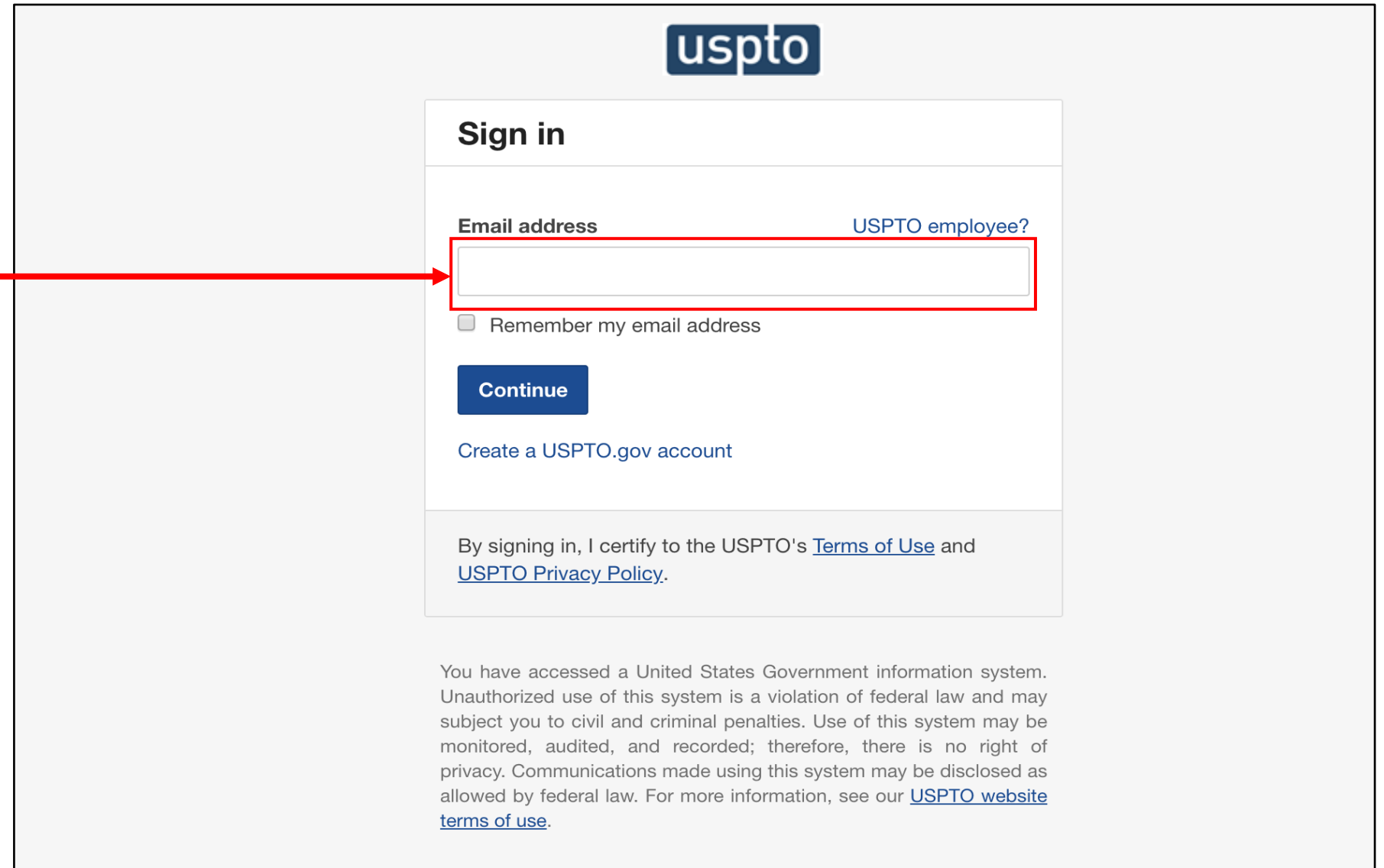
If you did not receive the email, make sure that you typed your email address correctly and check other inbox folders such as spam, junk, and promotions.

To keep your account secure, the activation link expires in **48 hours**.

[Назад](#)

[Вперед](#)

Войдите в систему,
используя данные от
только что созданного
аккаунта.



The image shows the USPTO sign-in page. At the top center is the 'uspto' logo. Below it is a 'Sign in' section. Inside this section, there is a label 'Email address' and a link 'USPTO employee?'. Below these is a text input field, which is highlighted with a red rectangle. A red arrow points from the yellow instruction box on the left to this input field. Below the input field is a checkbox labeled 'Remember my email address'. Below the checkbox is a blue 'Continue' button. Below the button is a link 'Create a USPTO.gov account'. At the bottom of the sign-in section, there is a paragraph: 'By signing in, I certify to the USPTO's [Terms of Use](#) and [USPTO Privacy Policy](#).' Below this paragraph is a larger paragraph: 'You have accessed a United States Government information system. Unauthorized use of this system is a violation of federal law and may subject you to civil and criminal penalties. Use of this system may be monitored, audited, and recorded; therefore, there is no right of privacy. Communications made using this system may be disclosed as allowed by federal law. For more information, see our [USPTO website terms of use](#).'

uspto

Sign in

Email address [USPTO employee?](#)

☐ Remember my email address

[Continue](#)

[Create a USPTO.gov account](#)

By signing in, I certify to the USPTO's [Terms of Use](#) and [USPTO Privacy Policy](#).

You have accessed a United States Government information system. Unauthorized use of this system is a violation of federal law and may subject you to civil and criminal penalties. Use of this system may be monitored, audited, and recorded; therefore, there is no right of privacy. Communications made using this system may be disclosed as allowed by federal law. For more information, see our [USPTO website terms of use](#).

[Назад](#)

[Вперед](#)

Вы увидите окно, которое
выглядит следующим
образом.

uspto

About UsJobsCo

Trademark Electronic Application System

The USPTO will perform maintenance on the Trademark Electronic Application System (TEAS) and Trademark Electronic Application System International (TEASi) beginning at 6 a.m., Saturday, April 25 and ending at 12 p.m., Saturday, April 25 ET. During the maintenance period, TEAS and TEASi will be unavailable.

Navigation History: [Instruction](#) > [Applicant](#) > [Mark](#) > [Goods/Services/Filing Basis](#) > [Attorney/Dom. Rep./Correspondence](#) > [Fee/Signature](#)

Under the Paperwork Reduction Act of 1995 no persons are required to respond to a collection of information unless it displays a valid OMB control number.
PTO Form 1478 (Rev 09/2006)
OMB No. 0651-0009 (Exp. 02/28/2021)

Trademark/Service Mark Application, Principal Register
Version 7.1

Watch the ["Before you file" TMIN video](#) for an overview of the most important issues to be aware of when filing a trademark application with the USPTO.

To file the application electronically, please complete the following steps:

1. Answer the first question below to create an application form showing only sections relevant to your specific filing.
2. For help at any point, click on any underlined word on any page.
3. After answering the first wizard question, click on the CONTINUE button at bottom of the page.
4. Once in the actual form, complete all fields with a * symbol, since they are mandatory fields for TEAS filing purposes.
5. Validate the form, using the "Validate" button at the end of the form. If there are errors, return to the form to make the correction. A "Warning" may be corrected or by-passed.
6. Double-check all entries through the links displayed on the Validation page.
7. You may save your work for submission at a later time by clicking on the Save Form button at the bottom of the Validation page.
8. When ready to file, use the Pay/Submit button at the bottom of the Validation page. This will allow you to choose from three (3) different payment methods: credit card, auto deposit account, or electronic funds transfer.
9. After accessing the proper screen for payment, and making the appropriate entries, you will receive a confirmation screen if your transmission is successful. This screen will display SUCCESS! and will provide your assigned serial number.
10. An email acknowledging receipt of the submission (a filing receipt) will be sent to the correspondence email address of record.

Once you submit this application, the USPTO will not cancel the filing or refund your fee. The fee is a processing fee, which we do not refund even if we cannot issue a trademark after our substantive review.

[Назад](#)

[Вперед](#)

Пролистайте страницу
вниз до раздела с
вопросами.

Выберите “TEAS
Standard”.

Если ваше заявление
заполняется не адвокатом
с лицензией на
юридическую практику в
США, выберите “No”.

Нажмите “Continue”.

1. Please select one of the filing options below.

- ☐ **TEAS Plus:** I am filing a TEAS Plus application, with a reduced fee of **\$225 per class** of goods/services. Failure to comply with [TEAS Plus](#) additional processing fee of \$125 per class of goods/services.
- ☒ **TEAS Standard:** I am filing a TEAS Standard application, with a fee of **\$275 per class** of goods/services.

2. Is an [attorney](#) filing this application?

[Foreign-domiciled owners/holders](#) must have a U.S.-licensed attorney represent them before the USPTO in any application- or registration- based filing. [Hiring a U.S.-licensed attorney](#) can be found on the USPTO website.

☐ Yes ☒ No

ADVISORY: We recommend you review the materials on the [Trademark basics webpage](#) before completing your application.

3. [OPTIONAL] To upload a previously saved form file, first review the USPTO's [TEAS Help instructions for accessing previously saved data](#) and [access the form file saved on your computer](#).

WARNING: Failure to follow the TEAS Help instructions will result in the inability to edit your data.

Important: Do NOT use the button below to upload an image file (for example, a specimen). You must use the button that will be presented for the *form*.

Choose File No file chosen

Continue

[Назад](#)

[Вперед](#)

Юридическое лицо,
заполняющее заявление:

Зарегистрировано в США
и является организацией
из указанного списка.

ИЛИ

Зарегистрировано в США,
но тип организации не
указан в списке
("Other").

ИЛИ

Зарегистрировано в
иностранном
государстве.

Applicant Information	
Note: If there is more than one owner of the trademark , complete the applicant information for the first owner, and then click on the "Add Owner" button at the bottom of this page. Repeat for each additional owner, and specify whether the multiple applicants are joint applicants or some other entity type listed below.	
* Owner of Mark	<div><input type="text"/></div> <div>[If an individual, use the following format: Last Name, First Name Middle Initial or Name, if applicable]</div>
<input type="checkbox"/> DBA (doing business as) <input type="checkbox"/> AKA (also known as) <input type="checkbox"/> TA (trading as) <input type="checkbox"/> Formerly	<div><input type="text"/></div>
Entity Type <input type="radio"/> Individual <input type="radio"/> Corporation <input type="radio"/> Limited Liability Company <input type="radio"/> Partnership <input type="radio"/> Limited Partnership <input type="radio"/> Joint Venture <input type="radio"/> Sole Proprietorship <input type="radio"/> Trust <input type="radio"/> Estate <input type="radio"/> Other	<p><== Click the appropriate circle on the left to indicate the applicant's entity type. The form will then display the information corresponding to that specific entity type. If your entity type is not one of the options on the left, you must click on "Other" and then select the appropriate entry from the relevant pull-down box.</p>
Internal Address	<div><input type="text"/></div>
* Mailing Address <small>(Entered address is publicly viewable in the USPTO's TSDR database. This address must be capable of receiving mail and may be your street address, a P.O. box, or a "care of" address.)</small>	<div><input type="text"/></div> <p>NOTE: You must limit your entry here, and for all remaining fields within this overall section, to no more than 40 characters (the storage limit for the USPTO database). Failure to do so may result in an undeliverable address, due to truncation at the 40 character limit.</p>
* City	<div><input type="text"/></div> <p>NOTE: You must limit your entry here to no more than 22 characters.</p>
* State <small>(Required for U.S. applicant owners/holders)</small>	<div><div>Select State</div><div></div></div> <p>NOTE: You must include as part of the "City" entry any information related to geographical regions (e.g., provinces) not found in the dropdown lists for "States" or "Countries". If you select "Other" for the "State" entry, then the geographical region, separated by a comma (e.g., Toronto, Ontario). In most instances, you will then also have to select the country within which the region is located.</p>

[Назад](#)

Каков тип вашей
организации?

Корпорация или общество
с ограниченной
ответственностью (LLC)

ИЛИ

Товарищество,
товарищество с
ограниченной
ответственностью,
совместное предприятие,
индивидуальный
предприниматель, траст

[Назад](#)

Введите официальное название компании.

Если компания имеет коммерческое обозначение, другие названия, под которыми она известна, или имеет старые названия, поставьте соответствующую галочку и введите другое название.

Выберите тип компании.

Выберите штат, в котором зарегистрирована компания.

Applicant Information	
Note: If there is more than one owner of the trademark , complete the applicant information for the first owner, and then click on the "Add Owner" button at the bottom of this page. Repeat for each additional owner. You must specify whether the multiple applicants are joint applicants or some other entity type listed below.	
* Owner of Mark	<div>Red, Inc.</div> <div><small>[If an individual, use the following format: Last Name, First Name Middle Initial or Name, if applicable]</small></div>
<input type="checkbox"/> DBA (doing business as) <input type="checkbox"/> AKA (also known as) <input type="checkbox"/> TA (trading as) <input type="checkbox"/> Formerly	<div></div>
Entity Type <input type="radio"/> Individual <input checked="" type="radio"/> Corporation <input type="radio"/> Limited Liability Company <input type="radio"/> Partnership <input type="radio"/> Limited Partnership <input type="radio"/> Joint Venture <input type="radio"/> Sole Proprietorship <input type="radio"/> Trust <input type="radio"/> Estate <input type="radio"/> Other	<div>State or Country/Region/Jurisdiction/U.S. Territory of Incorporation</div> <div><div>If U.S. Corporation Select State</div><div>OR If non-U.S. Corporation Select Country/Region/Jurisdiction/U.S. Territory</div></div>
Internal Address	<div></div>
Mailing Address <small>(Entered address is publicly viewable in the USPTO's TSDR database. This address must be capable of receiving mail and may be your street address, a P.O. box, or a "care of" address.)</small>	<div></div> <div>NOTE: You must limit your entry here, and for all remaining fields within this overall section, to no more than 40 characters (the storage limit for the USPTO database). You may need to abbreviate some words, e.g., St. instead of Street. Failure to do so may result in an undeliverable address, due to truncation at the 40 character limit.</div>
* City	<div></div> <div>NOTE: You must limit your entry here to no more than 22 characters.</div>
* State <small>(Required for U.S. applicant owners/holders)</small>	<div>Select State</div> <div>NOTE: You must include as part of the "City" entry any information related to geographical regions (e.g., provinces) not found in the dropdown lists for "States" or "Countries." Enter the city and then the geographical region, separated by a comma (e.g., Toronto, Ontario). In most instances, you will then also have to select within which the region is found, below.</div>

[Назад](#)

[Вперед](#)

Введите официальное название компании.

Если компания имеет коммерческое обозначение, другие названия, под которыми она известна, или имеет старые названия, поставьте соответствующую галочку и введите другое название.

Выберите тип компании.

Выберите штат, в котором зарегистрирована компания.

Введите имена и гражданство всех генеральных партнеров, членов, попечителей или исполнителей.

Applicant Information

Note: If there is **more than one owner of the trademark**, complete the applicant information for the first owner, and then click on the "Add Owner" button at the bottom of this page. Repeat for each owner, specifying whether the multiple applicants are [joint applicants](#) or some other entity type listed below.

* Owner of Mark

Red LP

☐ DBA (doing business as)

☐ AKA (also known as)

☐ TA (trading as)

☐ Formerly

Entity Type

☐ Individual

☐ Corporation

☐ Limited Liability Company

☐ Partnership

☒ Limited Partnership

☐ Joint Venture

☐ Sole Proprietorship

☐ Trust

☐ Estate

☐ Other

State or Country/Region/Jurisdiction/U.S. Territory Where Legally Organized

If U.S. Entity

New York

OR

If non-U.S. Entity

Select Country/Region/Jurisdiction/U.S. Territory

For domestic applicants only:
Name and Citizenship of All
General Partners, Active Members,
Individual, Trustees, or Executors

Redd Inck (USA)

Internal Address

* Mailing Address

(Entered address is publicly viewable in the USPTO's [TSDR](#) database. This address must be capable of receiving mail and may be your street address, a P.O. box, or a "care of" address.)

* City

NOTE: You must limit your entry here to no more than 22 characters.

* State

Select State

(Required for U.S. applicant owners/holders)

NOTE: You must include as part of the "City" entry any information related to geographical regions (e.g., provinces) not found in the dropdown lists for "States" or "Countries". If you select a country other than the United States, you must then include the geographical region, separated by a comma (e.g., Toronto, Ontario). In most instances, you will then also have to select the country within which the region is located.

[Назад](#)

[Вперед](#)

- Введите официальное название компании.
- Если компания имеет коммерческое обозначение, другие названия, под которыми она известна, или имеет старые названия, поставьте соответствующую галочку и введите другое название.
- Выберите “Other”.
- Выберите тип компании из списка.
- Если тип компании не указан в списке, укажите его здесь.
- Выберите штат, в котором зарегистрирована компания.

Applicant Information

Note: If there is **more than one owner of the trademark**, complete the applicant information for the first owner, and then click on the "Add Owner" button at the bottom of this page. Repeat for specify whether the multiple applicants are [joint applicants](#) or some other entity type listed below.

* Owner of Mark

Red JSC

[If an individual, use the following format: Last Name, First Name Middle Initial or Name, if applicable]

☐ DBA (doing business as)

☐ AKA (also known as)

☐ TA (trading as)

☐ Formerly

Entity Type

☐ Individual

☐ Corporation

☐ Limited Liability Company

☐ Partnership

☐ Limited Partnership

☐ Joint Venture

☐ Sole Proprietorship

☐ Trust

☐ Estate

☒ Other

Specify Entity Type

If Domestic Entity

joint stock company

If Foreign Entity

Select Entity Type

If not listed above, please specify here:

If U.S. Entity

New York

OR

If non-U.S. Entity OR if U.S. Federal Entity

Select Country/Region/Jurisdiction/U.S. Territory

Internal Address

* Mailing Address

(Entered address is publicly viewable in the USPTO's [TSDR](#) database. This address must be capable of receiving mail and may be your street address, a P.O. box, or a "care of" address.)

NOTE: You must limit your entry here, and for all remaining fields within this overall section, to no more than 40 characters (the storage limit for the USPTO database some words, e.g., St. instead of Street. Failure to do so may result in an undeliverable address, due to truncation at the 40 character limit.

* City

NOTE: You must limit your entry here to no more than 22 characters.

* State

Select State

(Required for U.S. applicant owners/holders)

NOTE: You must include as part of the "City" entry any information related to geographical regions (e.g., provinces) not found in the dropdown lists for "States" or "Countries" then the geographical region, separated by a comma (e.g., Toronto, Ontario). In most instances, you will then also have to select the country within which the region is located.

Введите официальное название компании.

Если компания имеет коммерческое обозначение, другие названия, под которыми она известна, или имеет старые названия, поставьте соответствующую галочку и введите другое название.

Выберите “Other.”

Выберите тип компании из списка.

Если тип компании не указан в списке, укажите его здесь.

Выберите государство, в котором зарегистрирована компания.

Applicant Information

Note: If there is **more than one owner of the trademark**, complete the applicant information for the first owner, and then click on the "Add Owner" button at the bottom of this page. Repeat for each additional owner. Specify whether the multiple applicants are [joint applicants](#) or some other entity type listed below.

* Owner of Mark	<input type="text" value="Red Gmbh"/>
<small>[If an individual, use the following format: Last Name, First Name Middle Initial or Name, if applicable]</small>	
<input type="checkbox"/> DBA (doing business as) <input type="checkbox"/> AKA (also known as) <input type="checkbox"/> TA (trading as) <input type="checkbox"/> Formerly	<input type="text"/>
Entity Type <input type="radio"/> Individual <input type="radio"/> Corporation <input type="radio"/> Limited Liability Company <input type="radio"/> Partnership <input type="radio"/> Limited Partnership <input type="radio"/> Joint Venture <input type="radio"/> Sole Proprietorship <input type="radio"/> Trust <input type="radio"/> State <input checked="" type="radio"/> Other	<div><div>Specify Entity Type</div><div><div>If Domestic Entity Select Entity Type</div><div>If Foreign Entity gesellschaft mit beschränkter haftung (gmbh) If not listed above, please specify here:</div></div><div><div>State or Country/Region/Jurisdiction/U.S. Territory Where Legally Organized</div><div><div>If U.S. Entity Select State</div><div>OR If non-U.S. Entity OR if U.S. Federal Entity Germany</div></div></div></div>
Internal Address	<input type="text"/>
* Mailing Address <small>(Entered address is publicly viewable in the USPTO's TSDR database. This address must be capable of receiving mail and may be your street address, a P.O. box, or a "care of" address.)</small>	<input type="text"/>
* City	<input type="text"/>
* State <small>(Required for U.S. applicant owners/holders)</small>	<div><div>Select State</div><div>NOTE: You must include as part of the "City" entry any information related to geographical regions (e.g., provinces) not found in the dropdown lists for "States" or "Territories". In most instances, you will then also have to select the country within which the region is located.</div></div>

[Назад](#)


[Вперед](#)

Введите ваш почтовый адрес, на который будет отправлено свидетельство о регистрации. Оставьте поле "State" пустым.

Если ваш почтовый адрес совпадает с адресом регистрации компании, поставьте галочку здесь. Адрес регистрации должен быть на территории США в случае, если вы заполняете заявление без помощи юриста с лицензией на юридическую практику в США.

Введите ваш адрес электронной почты.

Нажмите "Continue".

Internal Address	<input type="text"/>
* Mailing Address (Entered address is publicly viewable in the USPTO's TSDR database. This address must be capable of receiving mail and may be your street address, a P.O. box, or a "care of" address.)	<input type="text" value="Veddeler Bogen 2"/> NOTE: You must limit your entry here, and for all remaining fields within this overall section, to no more than 40 characters (the storage limit for some words, e.g., St. instead of Street. Failure to do so may result in an undeliverable address, due to truncation at the 40 character limit.
* City	<input type="text" value="Hamburg"/> NOTE: You must limit your entry here to no more than 22 characters.
* State (Required for U.S. applicant owners/holders)	<input type="text" value="Select State"/> NOTE: You must include as part of the "City" entry any information related to geographical regions (e.g., provinces) not found in the dropdown list then the geographical region, separated by a comma (e.g., Toronto, Ontario). In most instances, you will then also have to select the country with
* Country/Region/Jurisdiction/U.S. Territory	<input type="text" value="Germany"/>
* Zip/Postal Code (Required for U.S. and certain international addresses)	<input type="text" value="20539"/>
Domicile Address (Entered address is not publicly viewable in the USPTO's TSDR database unless it is the same as the mailing address. If your mailing address is not your domicile, you must enter the number, street, city, state, country or U.S. territory, and if applicable, zip/postal code of your domicile address. In most cases, a P.O. box, "care of" address, or similar variation is not acceptable as a domicile address.)	<input checked="" type="checkbox"/> Uncheck this box if the Domicile Address and mailing address of the applicant owner/holder are NOT the same. <input type="text"/> Indicate place you reside and intend to be your principal home (for individual) or your principal place of business (for entity).
Phone Number	<input type="text" value="United States"/> <input type="text"/> Ext. <input type="text"/>
Fax Number	<input type="text"/>
* Email Address	<input type="text" value="red@redgmbh.com"/>  The applicant owner/holder is required to provide an email address and keep that address current with the USPTO. If by a U.S.-licensed attorney, only the attorney's email address will be used for correspondence by the USPTO. NOTE: The applicant owner/holder or the applicant owner's/holder's attorney acknowledges that he or she is solely responsible for receiving USPTO notices and office actions issued in this application/registration can be viewed online using TSDR . The USPTO is not responsible for any failure to security or anti-spam software, or any problems with the receiver's email system.
Website address	<input type="text"/>
<input type="button" value="Go Back"/> <input type="button" value="Add Owner"/> <input type="button" value="Continue"/>	

[Назад](#)

[Вперед](#)

Введите ваш почтовый адрес, на который будет отправлен сертификат о регистрации.

Если ваш почтовый адрес совпадает с адресом регистрации компании, поставьте галочку здесь. Адрес регистрации должен быть на территории США в случае, если вы заполняете заявление без помощи адвоката с американской лицензией.

Введите ваш адрес электронной почты.

Нажмите "Continue".

Internal Address	<input type="text"/>
* Mailing Address (Entered address is publicly viewable in the USPTO's TSDR database. This address must be capable of receiving mail and may be your street address, a P.O. box, or a "care of" address.)	<input type="text" value="14 Wall St."/> NOTE: You must limit your entry here, and for all remaining fields within this overall section, to no more than 40 characters (the storage limit for some words, e.g., St. instead of Street. Failure to do so may result in an undeliverable address, due to truncation at the 40 character limit.
* City	<input type="text" value="New York"/> NOTE: You must limit your entry here to no more than 22 characters.
* State (Required for U.S. applicant owners/holders)	<input type="text" value="New York"/> NOTE: You must include as part of the "City" entry any information related to geographical regions (e.g., provinces) not found in the dropdown menu, then the geographical region, separated by a comma (e.g., Toronto, Ontario). In most instances, you will then also have to select the country with
* Country/Region/Jurisdiction/U.S. Territory	<input type="text" value="United States"/>
* Zip/Postal Code (Required for U.S. and certain international addresses)	<input type="text" value="10005"/>
Domicile Address (Entered address is not publicly viewable in the USPTO's TSDR database unless it is the same as the mailing address. If your mailing address is not your domicile, you must enter the number, street, city, state, country or U.S. territory, and if applicable, zip/postal code of your domicile address. In most cases, a P.O. box, "care of" address, or similar variation is not acceptable as a domicile address.)	<input checked="" type="checkbox"/> Uncheck this box if the Domicile Address and mailing address of the applicant owner/holder are NOT the same. <input type="text"/> Indicate place you reside and intend to be your principal home (for individual) or your principal place of business (for entity).
Phone Number	<input type="text" value="United States"/> <input type="text"/> Ext. <input type="text"/>
Fax Number	<input type="text"/>
* Email Address	<input type="text" value="red@redinc.com"/> The applicant owner/holder is required to provide an email address and keep that address current with the USPTO. If by a U.S.-licensed attorney, only the attorney's email address will be used for correspondence by the USPTO. NOTE: The applicant owner/holder or the applicant owner's/holder's attorney acknowledges that he or she is solely responsible for receiving USPTO notices and office actions issued in this application/registration can be viewed online using TSDR . The USPTO is not responsible for any failure to security or anti-spam software, or any problems with the receiver's email system.
Website address	<input type="text"/>
<div>Go Back Add Owner Continue</div>	

[Назад к корпорации/LLC](#)

[Назад к товариществу и т.д.](#)

[Назад к другим компаниям, зарегистрированным в США](#)

[Вперед](#)

Если вы не ввели ваш номер телефона, вы увидите следующее окно. Ввод номера телефона не является обязательным и не влияет на подачу заявления.

Если вы хотите ввести номер телефона, нажмите "Go Back".


Если вы не хотите вводить номер телефона, нажмите "Continue".

uspto

Trademark Electronic Application System

WARNING

The following warning(s) ⚠ have been detected in the form. You can ignore these warnings

 ⚠ A telephone number has not been entered. Although optional, a telephone number would help the examiner. Please keep in mind that information you submit to the USPTO will be available to the public.

Important Note

To avoid unnecessary delays in processing your application, we strongly recommend you **Go Back** to enter this information because this information is not mandatory, if you so choose, you may use the button below to continue.

[Назад к почтовому адресу в США](#)

[Назад к иностранному почтовому адресу](#)

[Вперед](#)

Выберите “Standard Characters”.

Введите товарный знак здесь, используя только символы, указанные в Стандартном комплекте СИМВОЛОВ (<https://www.uspto.gov/trademark/standard-character-set>).

Нажмите "Continue".

[Назад](#)

[Вперед](#)

Mark Information

Before the USPTO can register your mark, exactly what the mark is must be clear. You may present your [mark](#) in one of the following ways: (1) [standard characters](#), if not claiming a particular color; (2) [special form](#), if the mark includes a design or word(s) combined with a design, or is displayed in a particular font style, size, and/or color; or (3) non-visual sound mark (for trademark applications, you must include a musical score, and an audio file, as well as a detailed mark description). Do **not** upload your specimen of use (sample of actual use, e.g., a label or advertisement) here. This is for the form (if appropriate for your filing basis). **WARNING:** You may submit only **one** mark per application, if your application includes multiple marks, it may be denied a filing date on that basis.

When you click on one of the three circles presented below, and follow the specific instructions, the form will automatically create a separate page that displays the mark for which you are applying. If you are an applicant owner/holder to attach an audio file for a sound mark. Please carefully review this page prior to final submission to the USPTO, to ensure that it accurately depicts or represents the mark as you wish to register. You are not permitted to [change or correct your mark](#) after filing this application. While minor changes in the mark may *sometimes* be permitted, changes that result in a [material alteration](#) of the mark may result in the USPTO issuing a refusal on that ground.

WARNING: AFTER YOU FINISH [SEARCHING](#) THE USPTO DATABASE FOR POTENTIALLY CONFLICTING MARKS, EVEN IF YOU THINK THERE ARE NO CONFLICTS, YOUR MARK WILL AUTOMATICALLY REGISTER. AFTER YOU FILE THE APPLICATION, THE USPTO WILL CONDUCT ITS OWN DATABASE SEARCH AND CONSIDER WHETHER IT MAY [REFUSE TO REGISTER](#) YOUR MARK ON THAT OR ANOTHER BASIS.

Watch the [TMIN instructional video on the importance of conducting a search](#) of existing trademarks or service marks before filing your application.

* Click the appropriate circle to indicate the Mark type: ☒ [Standard Characters](#) ☐ [Special Form \(Stylized and/or Design\)](#) ☐ [Sound mark](#)

Watch the [TMIN instructional video on drawing issues](#).

Watch the TEAS Nuts and Bolts [video explaining how to fill out the Mark Information page](#).

Enter the mark here: (Note: The entry can be in capital letters, lower case letters, or a combination thereof. Do **not** include the ™, ™, ®, or © symbols after the mark entry, because they are **not** part of the actual mark. If you are using Internet Explorer, the entry cannot exceed 2036 characters; otherwise, you must switch to another browser.)

REDDINCK

Preview USPTO-Generated Image

NOTE: For how the USPTO determines what the display of the entered mark will be, click [here](#).

NOTE: For information about mark display in USPTO databases, click [here](#).

The "Additional Statement" section of this form is used to enter various legal or informational statement(s) that may pertain to the mark; for example, a disclaimer or English translation of these statement(s) at the time of filing; however, you may be required to add a statement(s) to the record during examination of the application. If you are unsure whether you should add a statement, your examining attorney assigned to your application will issue a requirement, if appropriate.

☐ Check here to display the full listing of additional statements from which you may make your selection.

Go Back

Continue

Goods/Services Information

Instructions:

Step 1: Click on the appropriate button, *below*, to indicate whether you wish to create your listing of goods/services by: (1) taking entries directly from the *Identifications of Goods & Services* (IDManual); or (2) entering your own free-text entry. **NOTE:** Option 1 is recommended because entries in the IDManual are pre-written; however, if the entry requires customization through the insertion of free-form text, even Option 1 obviously will not ensure that the listing is accurate.

Step 2: Click on the "Add Goods/Services" button.

Step 3: After creating the complete list of goods/services for this application, you will then be able in the next section of the form to designate the filer for each listed item.

NOTE:

1. Your selection of goods/services from the IDManual must accurately identify your goods/services. For additional information, see [TMEP Chapter 1300](#). If you have a suggestion that accurately identifies your goods/services, you may email TMIDSUGGEST@uspto.gov to request that your identification be considered for inclusion in the IDManual. USPTO's website for [information on IDManual suggestions](#). If your request is approved, you must wait until the approved identification is available on the website. If not approved or you wish to file immediately, you must use the TEAS Standard form.
 2. Some entries include instructional language beneath the actual entry, within < > symbols. This language is only to assist in the proper selection of goods/services as part of the actual identification after the checked entry is inserted into the form.
 3. If you cannot access the IDManual through the "Add Goods/Services" button, try switching to another browser. If after changing browsers you still cannot access the IDManual through the "Add Goods/Services" button, please contact TEAS@uspto.gov.
- TIMEOUT WARNING:** After 25 minutes of [inactivity](#), you will be prompted to continue your session. If you do not continue within 5 minutes, you will be logged out of your USPTO.gov account, and you will lose any unsaved data in the form. Please have all of your information ready before you start.

* Choose ONE method for adding the Goods/Services: ☐ Searching ID Manual ☒ Entering Free-form text

NOTE - INSTRUCTIONAL VIDEOS AVAILABLE REGARDING GOODS/SERVICES:

Watch the [TMIN Goods and Services video](#) explaining what is meant by "identification of goods and services", and watch the [TEAS Nuts and Bolts: Goods and Services](#) video explaining how to fill out the Goods/Services page in this application.

Add Goods/Services

Remove Checked Classifications

NOTE: Clicking "Go Back" will take you directly back to the MARK section of the form.

Go Back

Выберите "Entering Free-form text".

Нажмите "Add Goods/Services".

[Назад](#)

[Вперед](#)

Что из указанного
подходит вам?

Я планирую начать
использовать товарный
знак в будущем

ИЛИ

Я уже использую
товарный знак (продаю
товары или услуги под
товарным знаком)

[Назад](#)

Оставьте значение “Unknown” – USPTO само подберет класс. Если выяснится, что ваши товары и услуги относятся к нескольким классам, вам потребуется оплатить дополнительный сбор для каждого дополнительного класса для завершения оформления заявления.

Введите товары и услуги, которые вы планируете продавать под вашим товарным знаком, отделяя их знаком «;». Обратите внимание, что вы не сможете добавить новые товары и услуги после оформления заявления.


Нажмите “Section 1(b)”.

* Choose ONE method for adding the Goods/Services: ☐ Searching ID Manual ☒ Entering Free-form text

NOTE - INSTRUCTIONAL VIDEOS AVAILABLE REGARDING GOODS/SERVICES:
Watch the [TMIN Goods and Services video](#) explaining what is meant by "identification of goods and services", and watch the [TEAS Nuts and Bolts: Goods and Services video](#) for instructions filling out the Goods/Services page in this application.

Add Class(es) of Goods/Services Remove Checked Class(es)

Visit the TEAS Help section of the USPTO website for instructions on [how to add item\(s\)](#) to the list displayed below. Visit the TEAS Help section of the USPTO website for instructions on [how to remove item\(s\)](#) from the list displayed below.

Select All	International Class	* Goods/Services	Assigned Filing Basis
<input checked="" type="checkbox"/>	<div>Unknown  <small>If known, select class number 001-045</small></div>	<p>Instructions: Enter the common commercial name for the specific goods/services associated with your mark. Failure to list your goods/services accurately could prevent registration. Separate each specific item with a semicolon or comma.</p> <p>ALSO:</p> <ul style="list-style-type: none">Do not enter a Class Number/Letter in the text box below.Do not include html or other programming code or language that may create embedded links.Do not use abbreviations, brackets ([]), or braces ({ }). <p>You should review the USPTO Goods/Services ID Manual (ID Manual) before entering items below. You are not required to use an entry from the ID Manual, however, if your entry is not from the ID Manual, you must describe your goods/services in specific, clear, and concise terms.</p> <div>shirts; shorts</div> <p><input type="checkbox"/> Check here to use optional ID Assistance tool.</p>	

NOTE: The 4 BUTTONS below identify the choices of filing basis to be assigned to the items listed in the table, above. Because assignment of the correct basis to each item is critical, please read the [explanation of each basis](#) if you have any questions as to which basis(es) to select, before clicking the button(s), below, to begin the assignment of the basis(es). **Since assignment of a filing basis is not a requirement within this version of the form, you can by-pass this step by clicking on the Continue button, below, if necessary.**

WARNING: Registration Subject to Cancellation for Fraudulent Statements
You must ensure that statements made in filings to the USPTO are accurate, as inaccuracies may result in the cancellation of a trademark registration. The lack of a bona fide intention to use the mark with all goods/services included in an application, or the lack of use on all goods/services for which you claim use, could jeopardize the validity of the registration and result in its cancellation.

Actually using mark in commerce now No use of mark yet, intending to use Foreign application exists for same goods/services Foreign registration exists for same goods/services

NOTE: Clicking "Go Back" will take you directly back to the MARK section of the form.

[Назад](#)

[Вперед](#)

<input checked="" type="checkbox"/> Select All	International Class	<p align="right">* Goods/Services</p>		
<input checked="" type="checkbox"/>	Unknown ▾ <small>If known, select class number 001-045</small>	<p>Instructions: Enter the common commercial name for the specific goods/services associated with your mark. Failure to list your goods/services accurately Separate each specific item with a semicolon or comma.</p> <p>ALSO:</p> <ul style="list-style-type: none"> Do not enter a Class Number/Letter in the text box below. Do not include html or other programming code or language that may create embedded links. Do not use abbreviations, brackets ([]), or braces ({ }). <p>You should review the USPTO Goods/Services ID Manual (ID Manual) before entering items below. You are not required to use an entry from the ID Manual, you must describe your goods/services in specific, clear, and concise terms.</p> <div style="border: 1px solid black; height: 40px; width: 100%;"></div> <p><input type="checkbox"/> Check here to use optional ID Assistance tool.</p>		
<p>Section 1(b), Intent to Use: The applicant has a bona fide intention, and is entitled, to use the mark in commerce on or in connection with the identified goods/services. do NOT claim both Sections 1(a) and 1(b) for the identical goods/services in one application. If claiming a Section 1(a) basis, it is NOT necessary or appropriate also to claim a Section 1(b) basis for those goods/services, simply to indicate an intent to <i>continue</i> using the mark for those goods/services - the Section 1(a) basis covers this.</p> <p><input checked="" type="checkbox"/> I understand that the selection of Section 1(b) "Intent to Use" as the filing basis requires the applicant to do the following before the mark can register: (1) begin using the mark in commerce; (2) submit a specimen of the mark; and (3) pay an additional fee. Furthermore, even if the application has already been approved, examination of the Allegation of Use may result in a refusal of registration. WARNING: If you select this option, additional filing(s) and fee(s) will be required when you begin use of the mark in commerce to receive a registration. For more information, click on the Allegation of Use (linked page).</p> <p><input type="button" value="Remove this 1(b)"/></p>				
<table border="0" style="width: 100%;"> <tr> <td align="center" data-bbox="937 996 1258 1056"> <input type="button" value="Section 1(a)"/> <small>Actually using mark in commerce now</small> </td> <td align="center" data-bbox="1921 996 2476 1056"> <input type="button" value="Section 44(d)"/> <small>Foreign application exists for same goods/services</small> </td> </tr> </table>			<input type="button" value="Section 1(a)"/> <small>Actually using mark in commerce now</small>	<input type="button" value="Section 44(d)"/> <small>Foreign application exists for same goods/services</small>
<input type="button" value="Section 1(a)"/> <small>Actually using mark in commerce now</small>	<input type="button" value="Section 44(d)"/> <small>Foreign application exists for same goods/services</small>			
<p>NOTE: To assign the selected filing basis, click on "Assign Filing Basis" button, <i>below</i>. If you selected the wrong basis, click on the "Remove this [basis]" button, <i>above</i>, and start over. To assign multiple bases, click on the "Assign Filing Basis" button, <i>below</i>, and repeat the process again, if appropriate, before clicking on the "Assign Filing Basis" button.</p> <p> <input type="button" value="Assign Filing Basis"/> <input type="button" value="Exit"/> </p>				

В появившемся поле поставьте галочку здесь.

Нажмите “Assign Filing Basis”.

[Назад](#)

[Вперед](#)

Выбранное основание для оформления заявления отобразится здесь.

<input type="checkbox"/> Select All	International Class	* Goods/Services	Assigned Filing Basis(es)
<input type="checkbox"/>	Unknown <small>If known, select class number 001-045</small>	<p>Instructions: Enter the common commercial name for the specific goods/services associated with your mark. Failure to list your goods/services accurately could prevent registration. Separate each specific item with a semicolon or comma.</p> <p>ALSO:</p> <ul style="list-style-type: none">Do not enter a Class Number/Letter in the text box below.Do not include html or other programming code or language that may create embedded links.Do not use abbreviations, brackets ([]), or braces ({ }). <p>You should review the USPTO Goods/Services ID Manual (ID Manual) before entering items below. You are not required to use an entry from the ID Manual; however, if your entry is not from the ID Manual, you must describe your goods/services in specific, clear, and concise terms.</p> <div>shirts; shorts</div> <p><input type="checkbox"/> Check here to use optional ID Assistance tool.</p>	<div>1(b)</div>

NOTE: The 4 BUTTONS below identify the choices of filing basis to be assigned to the items listed in the table, *above*. Because assignment of the correct basis to each item is critical, please read the [explanation of each basis](#) if you have *any* questions as to which basis(es) to select, before clicking the button(s), *below*, to begin the assignment of the basis(es). **Since assignment of a filing basis is not a requirement within this version of the form, you can by-pass this step by clicking on the Continue button, below, if necessary.**

WARNING: Registration Subject to Cancellation for Fraudulent Statements
You must ensure that statements made in filings to the USPTO are accurate, as inaccuracies may result in the cancellation of a trademark registration. The lack of a bona fide intention to use the mark with **all** goods/services included in an application, or the lack of use on **all** goods/services for which you claim use, could jeopardize the validity of the registration and result in its cancellation.

<div>Section 1(a)</div> <div>Actually using mark in commerce now</div>	<div>Section 1(b)</div> <div>No use of mark yet, intending to use</div>	<div>Section 44(d)</div> <div>Foreign application exists for same goods/services</div>	<div>Section 44(e)</div> <div>Foreign registration exists for same goods/services</div>
--	---	--	---

NOTE: Clicking "Go Back" will take you directly back to the MARK section of the form.

Go Back

Continue

Нажмите "Continue".

Оставьте значение “Unknown” – USPTO само подберет класс. Если выяснится, что ваши товары и услуги относятся к нескольким классам, вам потребуется оплатить дополнительный сбор для каждого дополнительного класса для завершения оформления заявления.

Введите товары и услуги, которые вы планируете продавать под вашим товарным знаком, отделяя их знаком «;». Обратите внимание, что вы не сможете добавить новые товары и услуги после оформления заявления.


Нажмите “Section 1(a)”.

* Choose ONE method for adding the Goods/Services: ☐ Searching ID Manual ☒ Entering Free-form text

NOTE - INSTRUCTIONAL VIDEOS AVAILABLE REGARDING GOODS/SERVICES:
Watch the [TMIN Goods and Services video](#) explaining what is meant by "identification of goods and services", and watch the [TEAS Nuts and Bolts: Goods and Services video](#) for instructions filling out the Goods/Services page in this application.

Add Class(es) of Goods/Services Remove Checked Class(es)

Visit the TEAS Help section of the USPTO website for instructions on [how to add item\(s\)](#) to the list displayed below. Visit the TEAS Help section of the USPTO website for instructions on [how to remove item\(s\)](#) from the list displayed below.

Select All	International Class	* Goods/Services	Assigned Filing Basis
<input checked="" type="checkbox"/>	<div>Unknown  <small>If known, select class number 001-045</small></div>	<p>Instructions: Enter the common commercial name for the specific goods/services associated with your mark. Failure to list your goods/services accurately could prevent registration. Separate each specific item with a semicolon or comma.</p> <p>ALSO:</p> <ul style="list-style-type: none">Do not enter a Class Number/Letter in the text box below.Do not include html or other programming code or language that may create embedded links.Do not use abbreviations, brackets ([]), or braces ({ }). <p>You should review the USPTO Goods/Services ID Manual (ID Manual) before entering items below. You are not required to use an entry from the ID Manual, however, if your entry is not from the ID Manual, you must describe your goods/services in specific, clear, and concise terms.</p> <div>shirts; shorts</div> <p><input type="checkbox"/> Check here to use optional ID Assistance tool.</p>	

NOTE: The 4 BUTTONS below identify the choices of filing basis to be assigned to the items listed in the table, *above*. Because assignment of the correct basis to each item is critical, please read the [explanation of each basis](#) if you have *any* questions as to which basis(es) to select, before clicking the button(s), *below*, to begin the assignment of the basis(es). **Since assignment of a filing basis is not a requirement within this version of the form, you can by-pass this step by clicking on the Continue button, below, if necessary.**

WARNING: Registration Subject to Cancellation for Fraudulent Statements
You must ensure that statements made in filings to the USPTO are accurate, as inaccuracies may result in the cancellation of a trademark registration. The lack of a bona fide intention to use the mark with **all** goods/services included in an application, or the lack of use on **all** goods/services for which you claim use, could jeopardize the validity of the registration and result in its cancellation.

Section 1(a) <small>Actually using mark in commerce now</small>	Section 1(b) <small>No use of mark yet, intending to use</small>	Section 44(d) <small>Foreign application exists for same goods/services</small>	Section 44(e) <small>Foreign registration exists for same goods/services</small>
--	---	--	---

NOTE: Clicking "Go Back" will take you directly back to the MARK section of the form.

Go Back Continue

[Назад](#)

[Вперед](#)

В появившемся окне нажмите “Attach/Remove Specimen”.

Section 1(a), Use in Commerce: The applicant is using the mark in commerce on or in connection with the identified goods/services. The applicant attaches, or will later submit, a JPG/PDF image file showing the mark as used in commerce on or in connection with any item in the class of listed goods/services, regardless of whether the mark itself is a word mark, a design mark, a sound mark, or a motion mark. The specimen image file may be in color, and the image must be in color if color is being claimed as a feature of the mark.

NOTE: **The specimen must show the mark as actually used in commerce.** Examples of specimens for goods include tags, labels, instruction manuals, containers, and the mark on the actual goods or packaging, or displays associated with the actual goods at their point of sale. Webpages may also be specimens for goods when they include a description of the goods associated with the mark and the means to order the goods. Examples of specimens for services include advertising and marketing materials, brochures, business signage and billboards, and website printouts that show the mark used in the actual sale, rendering, or advertising of the services.

Watch the **TMIN Specimen video** explaining what is an appropriate trademark or service mark specimen for a good or service.

NOTE: For attachment, the JPG/PDF image file(s) or sound/motion file(s) showing the specimen(s) must be on your local drive.

A specimen should NOT be: (1) the same file used in the mark section; or (2) a newly-created file that shows only the mark by itself. (Reminder: Within the early view, if you have attached an image file for a stylized/design mark or a sound/motion file, you must ensure that it only shows the mark by itself, and does not display anything that is not considered part of the actual mark, e.g., a scan of a complete business card would not be an acceptable mark image, although it may be an acceptable specimen.)

Remove this 1(a)

Attach/Remove Specimen

[Attach Specimen](#)

☐ Check this box if you are mailing a [non-traditional specimen](#) using USPS because it meets the qualifications explained below. Non-traditional and motion specimens are not non-traditional and MUST be submitted using this form. Failure to submit a required specimen will result in processing delays and additional fees.

[Description of Specimen](#)

[Date of First Use of Mark Anywhere](#)

By the applicant, or the applicant's related company, licensee, or predecessor in interest at least as early as
 (MM/DD/YYYY)

[Date of First Use of the Mark in Commerce](#)

By the applicant, or the applicant's related company, licensee, or predecessor in interest at least as early as
 (MM/DD/YYYY)

Section 1(b)
No use of mark yet, intending to use

Section 44(d)
Foreign application exists for same goods/services

Section 44(e)
Foreign registration exists for same goods/services

NOTE: To assign the selected filing basis, click on "Assign Filing Basis" button, below. If you selected the wrong basis, click on the "Remove this [basis]" button, above, and start over. To assign multiple bases, click on "Assign Filing Basis" button, below, and repeat the process (and repeat process again, if appropriate) before clicking on the "Assign Filing Basis" button.

Assign Filing Basis

Exit

Нажмите “Choose File” и выберите образец, который вы хотите загрузить.

Нажмите “Attach”. Повторите этот шаг для каждого дополнительного файла, который вы хотите загрузить.

Когда все файлы будут загружены, нажмите “Return to Application”.

Click on the "Browse/Choose File" button to select a file you wish to upload:

Choose File

No file chosen

Attach

Return to Application

Status:

File Uploaded:

NOTE: You must "**Browse/Choose File**" AND "**Attach**" each file, as described in Steps 1 and 2 below. If you do not click on the "**Browse/Choose File**" button, the file will not be attached to the form.

WARNING: The file **MUST** be in the JPG/PDF format (not exceeding 5 megabytes per attachment for JPG or 30 megabytes for PDF) or .AVI format (not exceeding 5 megabytes for sound files or 30 megabytes for motion files).

To attach a file, please complete the following steps:

1. Click on "**Browse/Choose File**" button to select the file from your local drive.
2. Click on "**Attach**" button to attach the selected file.
3. To attach additional file(s), return to step 1.
4. To remove unwanted file(s), simply clicking "**Remove**" button/link right below the file(s).
5. Click on "**Return to Application**" and return back to the form, but **ONLY** once you see the file(s) loaded and attached.

WARNING: A submission must be complete within the "4 corners" of the actual transmitted document. Information submitted must be considered to be made of record. E.g., if you wish a catalogue to be considered as evidence, you must present the entire catalogue available for viewing at a particular url. The url will **NOT** be independently accessed as part of the examination process. Only the actual file.

[Назад](#)

[Вперед](#)

Section 1(a), Use in Commerce: The applicant is using the mark in commerce on or in connection with the identified goods/services. The applicant attaches, or showing the mark as used in commerce on or in connection with any item in the class of listed goods/services, regardless of whether the mark itself is in the specimen image file may be in color, and the image must be in color if color is being claimed as a feature of the mark.

NOTE: The specimen must show the mark as actually used in commerce. Examples of specimens for goods include tags, labels, instruction manuals, containers, goods or packaging, or displays associated with the actual goods at their point of sale. Webpages may also be specimens for goods when they include a picture of the mark and the means to order the goods. Examples of specimens for services include advertising and marketing materials, brochures, photographs of business cards, or the mark used in the actual sale, rendering, or advertising of the services.

Watch the [TMIN Specimen video](#) explaining what is an appropriate trademark or service mark specimen for a good or service.

NOTE: For attachment, the JPG/PDF image file(s) or sound/motion file(s) showing the specimen(s) must be on your local drive.

A specimen should NOT be: (1) the same file used in the mark section; or (2) a newly-created file that shows only the mark by itself. (*Reminder: With a stylized/design mark or a sound/motion file, you must ensure that it only shows the mark by itself, and does not display anything that would not be a scan of a complete business card would not be an acceptable mark image, although it may be an acceptable specimen*).

[Remove this 1\(a\)](#)

[Attach Specimen](#)

[Attach/Remove Specimen](#)

1 file(s) attached

[Description of Specimen](#)

screenshot of applicant's website

[Date of First Use of Mark Anywhere](#)

By the applicant, or the applicant's related company, licensee, or predecessor in interest at least as early as

01/01/2020 (MM/DD/YYYY)

[Date of First Use of the Mark in Commerce](#)

By the applicant, or the applicant's related company, licensee, or predecessor in interest at least as early as

01/01/2020 (MM/DD/YYYY)

[Section 1\(b\)](#)

No use of mark yet, intending to use

[Section 44\(d\)](#)

Foreign application exists for same goods/services

NOTE: To assign the selected filing basis, click on "Assign Filing Basis" button, below. If you selected the wrong basis, click on the "Remove this [basis]" button, above, and start over. To assign multiple filing basis, click on "Assign Filing Basis" button, below, and repeat the process again, if appropriate, before clicking on the "Assign Filing Basis" button.

[Assign Filing Basis](#)

[Exit](#)

Введите описание
прикрепленного образца.

Введите дату, когда вы
начали продавать товары
и услуги под вашим
товарным знаком. Вы
можете ввести одну и ту
же дату в обоих полях.

Нажмите "Assign Filing
Basis".

[Назад](#)

[Вперед](#)

Выбранное основание для оформления заявления отобразится здесь.

Select All	International Class	* Goods/Services	Assigned Filing Basis(es)
<input type="checkbox"/>	Unknown <small>If known, select class number 001-045</small>	<p>Instructions:</p> <p>Enter the common commercial name for the specific goods/services associated with your mark. Failure to list your goods/services accurately could prevent registration. Separate each specific item with a semicolon or comma.</p> <p>ALSO:</p> <ul style="list-style-type: none">Do not enter a Class Number/Letter in the text box below.Do not include html or other programming code or language that may create embedded links.Do not use abbreviations, brackets ([]), or braces ({ }). <p>You should review the USPTO Goods/Services ID Manual (ID Manual) before entering items below. You are not required to use an entry from the ID Manual; however, if your entry is not from the ID Manual, you must describe your goods/services in specific, clear, and concise terms.</p> <p>shirts; shorts</p> <p><input type="checkbox"/> Check here to use optional ID Assistance tool.</p>	1(a)

NOTE: The 4 BUTTONS below identify the choices of filing basis to be assigned to the items listed in the table, *above*. Because assignment of the correct basis to each item is critical, please read the [explanation of each basis](#) if you have *any* questions as to which basis(es) to select, before clicking the button(s), *below*, to begin the assignment of the basis(es). **Since assignment of a filing basis is not a requirement within this version of the form, you can by-pass this step by clicking on the Continue button, below, if necessary.**

WARNING: Registration Subject to Cancellation for Fraudulent Statements

You must ensure that statements made in filings to the USPTO are accurate, as inaccuracies may result in the cancellation of a trademark registration. The lack of a bona fide intention to use the mark with all goods/services included in an application, or the lack of use on all goods/services for which you claim use, could jeopardize the validity of the registration and result in its cancellation.

Section 1(a) <small>Actually using mark in commerce now</small>	Section 1(b) <small>No use of mark yet, intending to use</small>	Section 44(d) <small>Foreign application exists for same goods/services</small>	Section 44(e) <small>Foreign registration exists for same goods/services</small>
--	---	--	---

NOTE: Clicking "Go Back" will take you directly back to the MARK section of the form.

Нажмите "Continue".

[Назад](#)

[Вперед](#)

USPTO в дальнейшем воспользуется контактной информацией, введенной здесь, чтобы связаться с вами по поводу вашего заявления. Здесь вы также можете указать дополнительные адреса электронной почты.

Нажмите "Continue".

☐ Check here to appoint a U.S.-licensed attorney to file this form on behalf of the applicant owner(s)/holder(s).
Advisory for [foreign-domiciled owners/holders](#): This box should be checked because foreign-domiciled applicant owners/holders are required to be represented by a U.S.-licensed attorney.

Correspondence Information

Watch the [TEAS Nuts and Bolts: Correspondence Information video](#) on the USPTO website for instructions on this page.
To make changes to the **Primary Email Address for Correspondence** below, either
(1) return to the Applicant Information section (if no attorney has been appointed) and enter the change, or
(2) use the Attorney Information section of the form to enter the change (if an attorney has been appointed).

Name	Red, Inc.
Docket/Reference Number	<input type="text"/> <small>NOTE: You must limit your entry here to no more than 12 characters.</small>
Email Address	<div><div>Primary Email Address for Correspondence: red@redinc.com</div><div>Secondary Email Address(es) (Courtesy Copies) <input type="text"/></div><div>Enter up to 4 addresses, separated by either a semicolon or a comma. Only the Primary Email Address for Correspondence is used for official communication by the USPTO. If an attorney has been appointed, correspond ONLY with the appointed attorney; otherwise the USPTO will correspond with the applicant owner/holder. The applicant owner/attorney must keep this email address current with the USPTO. <small>NOTE: I understand that (1) a valid email address must be maintained by the applicant owner/holder and the applicant owner's/holder's attorney, if appointed, for correspondence must be submitted via the Trademark Electronic Application System (TEAS).</small></div></div>

Go Back

Continue

[Назад к Основанию заявления 1\(b\)](#)

[Назад к Основанию заявления 1\(a\)](#)

[Вперед](#)

На этой странице
отобразится сумма
регистрационного сбора,
который вы должны
оплатить для подачи
вашего заявления.

Пролистните страницу
ниже.

Fee Information

The total filing fee is based on the (1) form type you selected (TEAS Plus or TEAS Standard) and (2) number of classes of the goods/service.

Watch the [TEAS Nuts and Bolts: Fee/Signature Information video](#) for an explanation of how to fill out the fee and signature information section.

Payment options: You will have three payment options ([credit card](#), [automated deposit account](#), and [Electronic Funds Transfer](#)). These options are available for all filings.

Number of Classes	1
Fee per class	\$275
Total Fee Due	\$275
* Total Paid Fees	\$275

Signature Information

Click to choose ONE [signature method](#):

☒ [Sign directly](#) ☐ [Email Text Form to second party for signature](#) ☐ [Handwritten pen-and-ink signature](#)

[Назад](#)

[Вперед](#)

Electronic Signature

To electronically sign this application, enter any alpha/numeric characters (letters/numbers) **of your choosing**, preceded and followed by the forward slash (/) symbol. examples of acceptable "signatures" include: /john doe/; /jd/; or /123-4567/. The application may still be validated to check for missing information or errors even if the applicant specifically click the button for "Submit application unsigned," *above*.

DECLARATION

Read the following statements before signing. Acknowledge the statements by checking the boxes and signing below.

☒ **Basis:**

If the applicant is filing the application based on use in commerce under 15 U.S.C. § 1051(a):

- The signatory believes that the applicant is the owner of the trademark/service mark sought to be registered;
- The mark is in use in commerce and was in use in commerce as of the filing date of the application on or in connection with the goods/services;
- The specimen(s) shows the mark as used on or in connection with the goods/services in the application and was used on or in connection with the goods/services as of the filing date; and
- To the best of the signatory's knowledge and belief, the facts recited in the application are accurate.

And/Or

If the applicant is filing the application based on an intent to use the mark in commerce under 15 U.S.C. § 1051(b), § 1126(d), and/or § 1127(a):

- The signatory believes that the applicant is entitled to use the mark in commerce;
- The applicant has a bona fide intention to use the mark in commerce and had a bona fide intention to use the mark in commerce as of the filing date in the application; and
- To the best of the signatory's knowledge and belief, the facts recited in the application are accurate.

☒ To the best of the signatory's knowledge and belief, no other persons, except, if applicable, concurrent users, have the right to use the mark in commerce as to be likely, when used on or in connection with the goods/services of such other persons, to cause confusion or mistake, or to deceive.

☒ To the best of the signatory's knowledge, information, and belief, formed after an inquiry reasonable under the circumstances, the allegations are true.

☒ The signatory being warned that willful false statements and the like are punishable by fine or imprisonment, or both, under 18 U.S.C. § 1001, the signatory, by filing this application, declares that all statements made of his/her own knowledge and belief are true and believed to be true.

Поставьте галочки во
всех полях.

Пролистните страницу
ниже.

[Назад](#)

[Вперед](#)

Введите вашу подпись в следующем формате на английском:
/[Имя] [Фамилия]/

Введите дату подписания.

Введите ваше полное имя в следующем формате на английском:
[Фамилия], [Имя]
[Отчество (при наличии)].

Введите вашу должность в компании, от имени которой вы подаете заявление.

Нажмите "Validate."

☒ To the best of the signatory's knowledge and belief, no other persons, except, if applicable, concurrent users, have the right to use the mark in commerce, either in the identical form or in such a way as to be likely, when used on or in connection with the goods/services of such other persons, to cause confusion or mistake, or to deceive.

☒ To the best of the signatory's knowledge, information, and belief, formed after an inquiry reasonable under the circumstances, the allegations and other factual contentions made above have been true and correct.

☒ The signatory being warned that willful false statements and the like are punishable by fine or imprisonment, or both, under 18 U.S.C. § 1001, and that such willful false statements and the like may result in the invalidity of the application or submission or any registration resulting therefrom, declares that all statements made of his/her own knowledge are true and all statements made on information believed to be true.

* <u>Signature</u>	/Redd Inck/	* <u>Date Signed</u>	04/20/2020 (MM/DD/YYYY)
* <u>Signatory's Name</u>	Inck, Redd		
NOTE: The signatory must provide their first and last name. Use the following format: Last Name, First Name Middle Initial or Name, if applicable.			
* <u>Signatory's Position</u>	President		
Enter appropriate title or nature of relationship to the owner/holder.			
If the signer is			
- An individual owner/holder , enter "Owner" or "Holder" as appropriate.			
- Joint individual owners/holders , enter "Owners" or "Holders" as appropriate.			
- A business entity authorized signatory, enter official title; e.g., "President" (if a corporation), "General Partner" (if a partnership), or "Principal" (if a liability company).			
- A U.S.-licensed attorney , enter "Attorney of record," and if not specified in the application or prior communications, specify at least one state and the jurisdiction of the attorney; e.g., "Attorney of record, New York Bar member." Also, if the signing attorney is from the same U.S. firm as the attorney of record, but was not listed as the attorney of record, also include law firm name, e.g., Associate Attorney, Smith, Jones & Davis, Virginia Bar member.			
<u>Signatory's Phone Number</u>	United States	Ext.	
NOTE: If there are multiple signatories, click on the "Add Signatory" button below, and repeat signature process. Otherwise, Click on the Validate button, or if necessary, the Go Back button.			
<input type="button" value="Go Back"/> <input type="button" value="Add Signatory"/> <input type="button" value="Validate"/>			

[Назад](#)


[Вперед](#)

Если вы не ввели ваш номер телефона, вы увидите следующее окно. Ввод номера телефона не является обязательным и не влияет на подачу заявления.

Если вы хотите ввести номер телефона, нажмите “Go Back”.

Если вы не хотите вводить номер телефона, нажмите “Continue”.

WARNING



The following warning(s) ⚠ have been detected in the form. You can ignore these warnings by clicking "**Continue**" or correct them by clicking "**Go Back**".

⚠ Signatory's Phone Number was missing.

Important Note

To avoid unnecessary delays in processing your application, we strongly recommend you **Go Back** to enter the information referenced in the warning message above. However, if the information is not mandatory, if you so choose, you may use the button below to continue.

[Назад](#)

[Вперед](#)

Вы можете скачать
содержание вашего
заявления по указанным
ссылкам.

Пролистните страницу
ниже.

■ **STEP 1:** Review the application data in the various formats below by clicking on the hyperlinks under "Application Data." Use the print function in your browser to print the USPTO'S [TEAS Help webpage for information on correcting your image](#) when the Mark and Specimens appear huge in the provided hyperlinks.

Note: Review this information for accuracy and completeness now. Corrections after submission may not be allowed, thereby possibly affecting your legal rights.

Application Data

■ [Input](#) ■ [Mark](#) ■ [Specimen](#) ■ [XML File](#) ■ [Text Form](#)

■ **STEP 2:** If there are no errors and you are ready to file, confirm the **Primary Email Address for Correspondence**, displayed below. To make changes to this email address, go to the appropriate page in the form and update either the attorney's email address, if appointed, or the applicant owner's/holder's email address. **Courtesy copies** are also permitted. To update these addresses, use the navigation buttons below to return to the Correspondence Information page and enter the changes.

After you submit the form, the USPTO will send an acknowledgment of receipt to the following email address(es):

Primary Email Address for Correspondence:	redd@redinc.com
Secondary Email Address(es) (Courtesy Copies):	Not Provided

■ **STEP 3:** To [download and save the form data](#), click on the "[Save Form](#)" button at the bottom of this page. The information will be saved to your local drive. To begin the submission, you must open a new form, and click on the "Browse/Choose File" button displayed on the initial form wizard page, at "[**OPTIONAL**] To access previously-saved data, use the 'access the file from your local drive.'" **REMINDER:** Do **NOT** try to open the saved .obj/.xml form directly. You must return to the very first page of the form, as if starting a new form. Clicking on the "Browse/Choose File" button on that page to import the saved file. Clicking on the "Continue" button at the bottom of that first page will then properly open the saved version of the form.

[Назад](#)

[Вперед](#)

■ **STEP 4:** Read and check the following:

Important Notice:

(1) Once you submit this application, we will not cancel the filing or refund your fee. The fee is a processing fee, which we do not refund even if we cannot issue a registration certificate regardless of how soon after submission you might attempt to request cancellation of the filing. Therefore, please review **ALL** information carefully prior to transmission.

(2) All information you submit to the USPTO at any point in the application and/or registration process will become public record, including your name, phone number, e-mail address, and address. By submitting this application, you acknowledge and agree that **YOU HAVE NO RIGHT TO CONFIDENTIALITY** in the information disclosed. The public will be able to view this information through internet search engines and other on-line databases. This information will remain public even if the application is later abandoned or any resulting registration is later cancelled. To maintain confidentiality of banking or credit card information, only enter payment information in the secure portion of the site after validating your form. For any information regarding trademark protection, by submitting it to the USPTO, the filer is representing that he or she has the authority to grant, and is granting, the USPTO permission to make the information available in the USPTO's databases and to make copies of the application or registration record.

(3) Be aware that private companies **not** associated with the USPTO often use trademark application and registration information from the USPTO's databases to [mail solicitations](#) (samples of non-USPTO solicitations included).

☒ If you have read and understand the above notice, please check the box before you click on the **Pay/Submit** button.

■ **STEP 5:** If you are ready to file electronically:

Click on the **Pay/Submit** button *below*, to access the site where you will select one of three possible payment methods. After successful entry of payment information, your payment transaction will result in a screen that says **SUCCESS!** Also, we will send an email acknowledgment within 24 hours.

WARNING: Click on the Pay/Submit button **ONLY** if you are now entirely prepared to complete the Pay/Submit process. After clicking the button, you can **NOT** return to the previous screen or the main site entirely. Once in the separate payment site, you **must** complete the Pay/Submit process within **30 minutes**. If you are not prepared to complete the process now, you should save your form, and then complete the Pay/Submit process later. Or, if you have discovered any error, use the "Go Back to Modify" button to make a correction.

WARNING: Fee payments by credit card may **not** be made from 2 a.m. to 6 a.m. Sunday, Eastern Time. If you are attempting to file during that specific period, you **must** use the funds transfer payment method; or (2) the "Save Form" option to save your form, and then complete the Pay/Submit process later for a credit card payment.

Go Back to Modify

Save Form

Pay/Submit

Поставьте галочку здесь.

Нажмите "Pay/Submit."



[Назад](#)

[Вперед](#)

Payment

Order Details

TOTAL	TRANSACTION DESCRIPTION
\$275.00	TRADEMARK/SERVICE MARK APPLICATION, PRINCIPAL REGISTER: RED INC.

<u>Sale Item Reference #</u>	Attorney Docket #  	Fee Code	Item Price
See confirmation screen and filing receipt post-payment.		<u>7009</u>	\$275.00

Payment Information

Approve

Required fields *

Payment Options * 

☐ Stored Payment Method

☒ Credit/Debit Card

Card Number *

4554065289259322

Card Security Code *

454

Нажмите “Credit/Debit Card”.

Введите данные вашей дебетовой/кредитной карты.

[Назад](#)

[Вперед](#)

Введите данные вашей дебетовой/кредитной карты.

Name on Card *

Inck, Redd

Expiration Date*

08

2022

Enter/Edit Billing Address

Address Line 1 *

14 Wall St.

Address Line 2

Country *

United States

City *

New York

State / Region *

New York

Zip / Postal Code *

10005

Заполните контактную информацию, привязанную к выбранному способу оплаты.

Нажмите “Submit Payment”.

Submit Payment

Cancel

[Назад](#)

[Вперед](#)

Если оплата прошла успешно, вы будете перенаправлены на страницу с подтверждением, где вы сможете скачать копию вашего заявления в формате PDF. Также вы получите подтверждение по указанному адресу электронной почты.

Submission Successful: Trademark/Service Mark Application, Principal Register

Success!

[View/Save E-Receipt as PDF file](#)

We received your application and assigned it serial number **87000000**. Click on the button above to open and save a PDF version of your filing. This PDF will serve as your official confirmation copy.

We will also email a filing receipt and important next steps of the application process to [YOUR.EMAIL@EMAIL.COM](#). For electronically submitted applications, we do not mail paper filing receipts.

What's next?

In approximately three months, your application will be assigned to a USPTO examining attorney for review. Visit our website for an explanation of [application process timelines](#).

To be sure that you don't miss an important email from the USPTO and to avoid the possible [abandonment](#) of your application, you should check your application status and review your documents in our database, [Trademark Status and Document Retrieval \(TSDR\)](#) every three to four months.

Thank you,

[Назад](#)